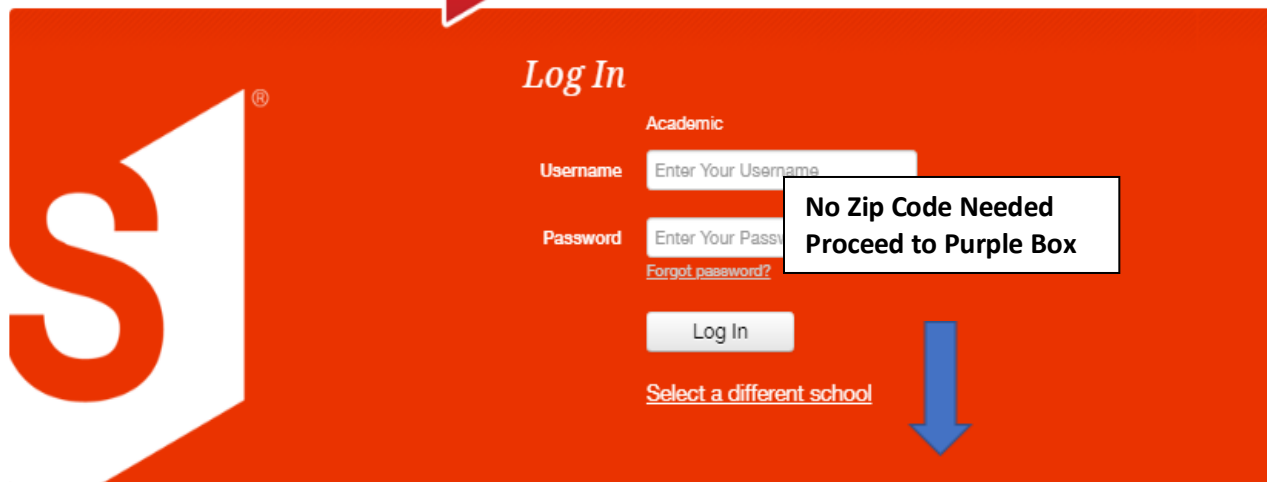


How to access Sadlier's Academic Web Resources for Parents and Students

Login: **SadlierConnect**



Log In

Academic

Username

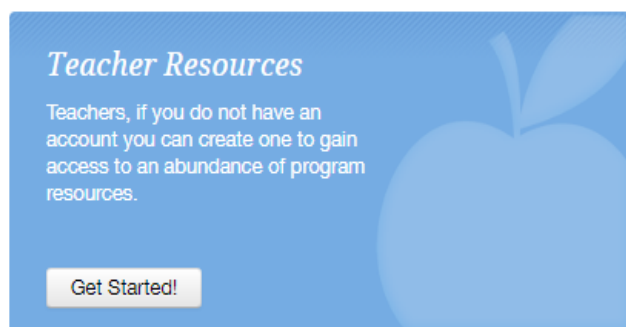
Password

[Forgot password?](#)

[Select a different school](#)

**No Zip Code Needed
Proceed to Purple Box**

A blue arrow points from the 'Log In' button down to the 'Student & Family Resources' box.



Teacher Resources

Teachers, if you do not have an account you can create one to gain access to an abundance of program resources.



Student & Family Resources

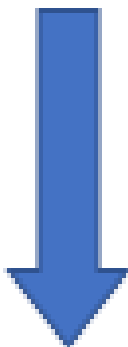
Select Let's Go to access free program resources for both you and your family.

A blue arrow points from the right side of the page to the 'Let's Go!' button.

Click the **Let's Go** icon (no need to register)

<https://www.sadlierconnect.com/login.html>

Scroll below for step-by-step tutorial on accessing Sadlier's Web Resources.



Step 1

Click the cover of the program you want to access

Student & Family Resources

Gain access to valuable resources for the programs you are using.

Choose Your Program

Common Core
Progress ELA

Grades K-8



Common Core
Progress
Mathematics

Grades K-8



From Phonics
to Reading

Grades K-3



Grammar
for Writing

Grades 6-12



Grammar
Workshop

Grades 3-5



Grammar
Workshop: Tools
for Writing

Grades 3-5



New Jersey
Progress ELA

Grades K-8



New Jersey
Progress
Mathematics

Grades K-8



New York



New York



Progress ELA

Grades K-8



Progress in
Mathematics

Grades K-9



Progress
Mathematics

Grades K-8



Sadlier Math

Grades K-6



Phonics

Levels K-3



Vocabulary
for Success

Grades 6-10



Vocabulary
Workshop

Grades 1-12+



Vocabulary
Workshop
Achieve

Levels A-H



Vocabulary
Workshop: Tools
for Comprehension

Grades 1-5



Writing
Workshop

Grades 6-12



Sadlier Math



Step 2

Click Your Grade Level

The screenshot shows the SadlierConnect website interface. At the top left is the SadlierConnect logo. Below it is a navigation bar with a home icon and the text 'Home > Student & Family Resources > Sadlier Math'. The main content area is titled 'Click Your Grade Level' and features seven colorful buttons representing different grade levels: Grade K (yellow), Grade 1 (red), Grade 2 (blue), Grade 3 (green), Grade 4 (orange), Grade 5 (purple), and Grade 6 (pink). A large blue arrow points down to the Grade 4 button.

Step 3

Click Your Chapter on the Left Side of Web Page

The screenshot shows the Sadlier Math Grade 4 website interface. At the top left is the SadlierConnect logo. Below it is a navigation bar with the text 'Sadlier Math | Grade 4'. The main content area features a large 'Sadlier Math' title and a 'Preview' section on the right showing a 'Student Edition Table of Contents'. On the left side, there is a sidebar with a 'Grade 4' header and a list of options: 'Overview', 'Skills Update', 'Chapter 1', 'Chapter 2', 'Chapter 3', 'Chapter 4', 'Chapter 5', 'Chapter 6', and 'Chapter 7'. A blue arrow points to 'Chapter 2'. Below the arrow is a text box that says 'Click Appropriate Chapter'. The 'Overview' section is expanded to show 'Program Overview' and 'Student Edition Table of Contents'.

Step 4

Click the + Icon or Expand Tab to View Specific Resources

(Problem of the Day, Mental Math, Practice, Games, etc.)



The screenshot shows the Sadlier Math Grade 4 interface. At the top, there is a navigation bar with the Sadlier Math logo and a dropdown menu for "Sadlier Math | Grade 4". Below this is a large banner image with the text "Sadlier Math". On the left side, there is a vertical navigation menu with options: Overview, Skills Update, Chapter 1, Chapter 2, Chapter 3, Chapter 4, Chapter 5, Chapter 6, and Chapter 7. A blue arrow points from the "Skills Update" option to the "Problem of the Day" resource in the main content area. The main content area is titled "Chapter 3 | Subtraction" and contains a list of resources, each with a blue plus icon: Introduction, Problem of the Day, Mental Math, Practice, Games & Study Aids, and Parent Resources. A callout box with a black border and white background is overlaid on the "Problem of the Day" resource, containing the text: "Click the + Icon or Expand Tab to View Specific resources". On the right side, there is a "Preview" section showing a preview of an "Essential Question" card. The card has a red header with the text "Essential Question" and a question: "How are polygons and how do you find their perimeter and area?". Below the question is a small illustration of a robot.

Step 5

Click links to access the web content

Sadlier Math | Grade 4

Sadlier Math

Expand Collapse

Grade 4

- Overview
- Skills Update
- Chapter 1
- Chapter 2
- Chapter 3**
- Chapter 4
- Chapter 5
- Chapter 6
- Chapter 7
- Chapter 8
- Chapter 9
- Chapter 10
- Chapter 11
- Chapter 12
- Chapter 13
- Chapter 14
- Chapter 15
- Chapter 16
- Chapter 17
- Virtual Manipulatives
- Blackline Masters

Chapter 3 | Subtraction


- Introduction**
 - Essential Question
- Problem of the Day**
 - Lesson 3-1: Problem of the Day
 - Lesson 3-2: Problem of the Day
 - Lesson 3-3: Problem of the Day
 - Lesson 3-4: Problem of the Day
 - Lesson 3-5: Problem of the Day
 - Lesson 3-6: Problem of the Day
 - Lesson 3-7: Problem of the Day
- Mental Math**
 - Lesson 3-1: Mental Math
 - Lesson 3-2: Mental Math
 - Lesson 3-3: Mental Math
 - Lesson 3-4: Mental Math
 - Lesson 3-5: Mental Math
 - Lesson 3-6: Mental Math
 - Lesson 3-7: Mental Math
- Practice**
 - Chapter 3 Practice
 - Enrichment: Calculate Profit
- Games & Study Aids**
 - Math Vocab Flash Cards
 - Fluency Flash Cards
 - Audio/Visual Glossary
 - Matika Worlds
 - Metagalactic Match
- Parent Resources**
 - Family Letter
 - Carta a la familia

Preview

Essential Question

Essential Question

How are polygons and how do you find their perimeter and areas?



Sample Web Resource



Mental Math

Find each difference.

$18 - 9 = \square$

$27 - 8 = \square$

$23 - 8 = \square$


$35 - 7 = \square$

$34 - 15 = \square$

$40 - 16 = \square$

$41 - 12 = \square$

$58 - 9 = \square$

Check Answer 

For questions or to schedule a demo, contact your [local sadlier representative](#).

For more information, log into the [Sadlier School](#) website

<https://www.sadlier.com/school>